



BELLEVUE
TECHNOLOGY
CENTER

A nine-building, 330,000 SF
Class-A office campus in Bellevue's
Tech Corridor, less than 1 mile from
Microsoft World Headquarters

NE 24TH ST & 156TH AVE NE | BELLEVUE, WA

BRAND-NEW AMENITY CENTER
DELIVERING MARCH 2024



OWNED BY



PACIFIC OAK

REPRESENTED BY



Kidder
Mathews

LEASEBELLEVUETECH.COM



FEATURES

GREEN IS OUR FAVORITE COLOR

Surrounded by a lush, natural landscape, Bellevue Technology Center's 9-building, 46.6-acre office campus creates a unique office setting, less than one mile from Microsoft World Headquarters

Easy access to SR-520 and I-405

Close proximity to all service amenities of Bellevue's Overlake area, downtown Bellevue, and Redmond Town Center

Fiber available (CenturyLink, TW Telecom, & Comcast)

1,055 parking stalls (45% surface & 55% covered)

Views of downtown Bellevue, Seattle, and the Olympic Mountains

6 Metro transit stops surrounding the park, including a "Rapid Ride" stop



THE LOCATION

EAST LINK LIGHT RAIL (2023)

OVERLAKE FOOD + DRINK			

OVERLAKE SHOPPING			

Microsoft
WORLD HEADQUARTERS



Within a stone's throw to all service amenities of Bellevue's Overlake area, downtown Bellevue, and Redmond Town Center

<1 mile

FROM MICROSOFT
WORLD HEADQUARTERS

Access

EASY ACCESS TO
SR-520 & I-405



AMENITIES



BRAND-NEW AMENITY CENTER
DELIVERING MARCH 2024



State-of-the-art fitness facility and locker rooms



Conference facility with small breakout phone rooms



Great room/ collaborative area with flat screens and wifi



Secured on-site bike storage



Sport court for basketball / pickleball and a beach volleyball court



Landscaped walking/jogging trails



On-site kitchen plus delivery via Peach, Uber Eats, and food trucks



Quick & easy commutes with nearby bus stops and light rail station



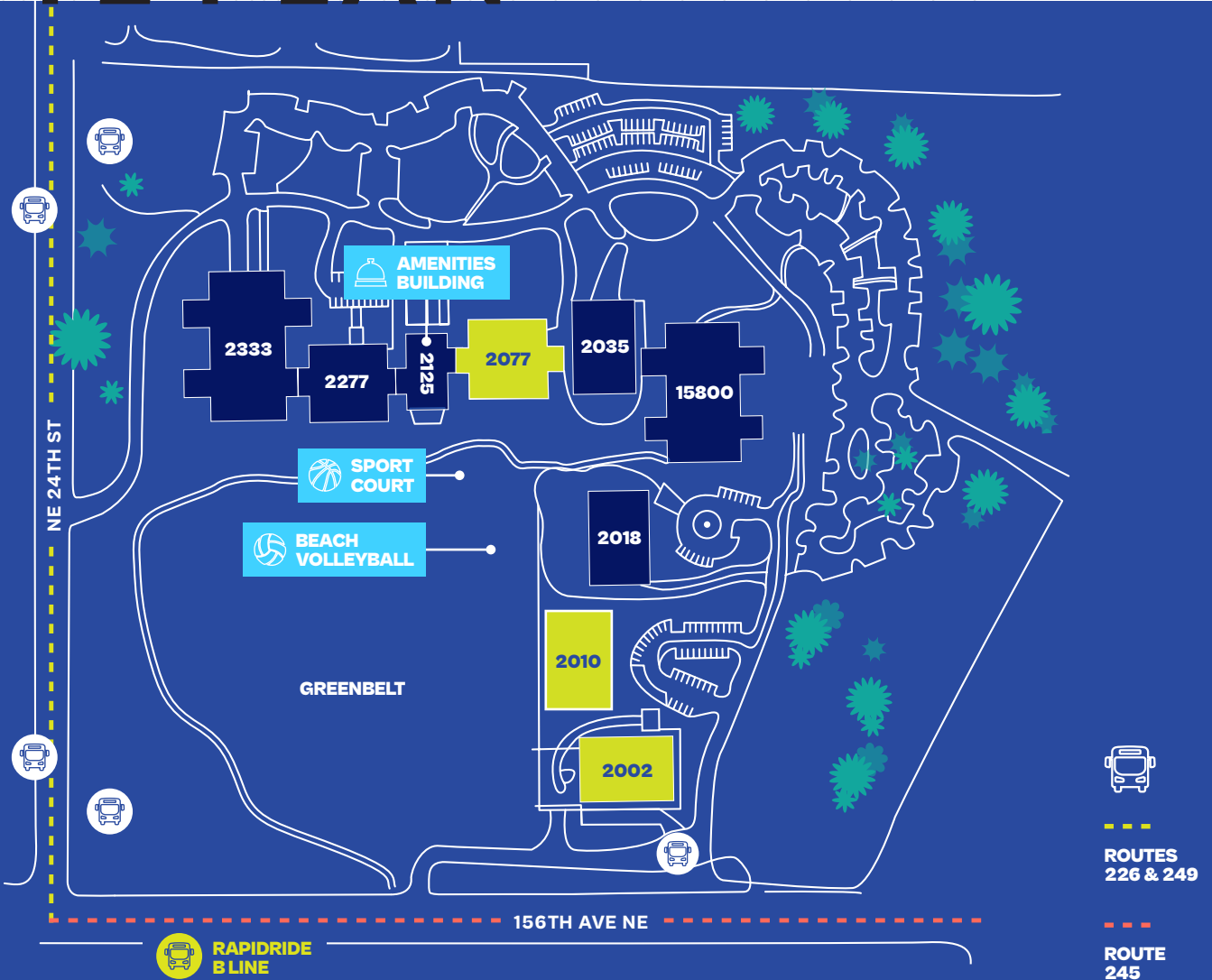
THE CAMPUS

AN OFFICE
SETTING LIKE
NO OTHER





SITE PLAN



AVAILABLE SUITES

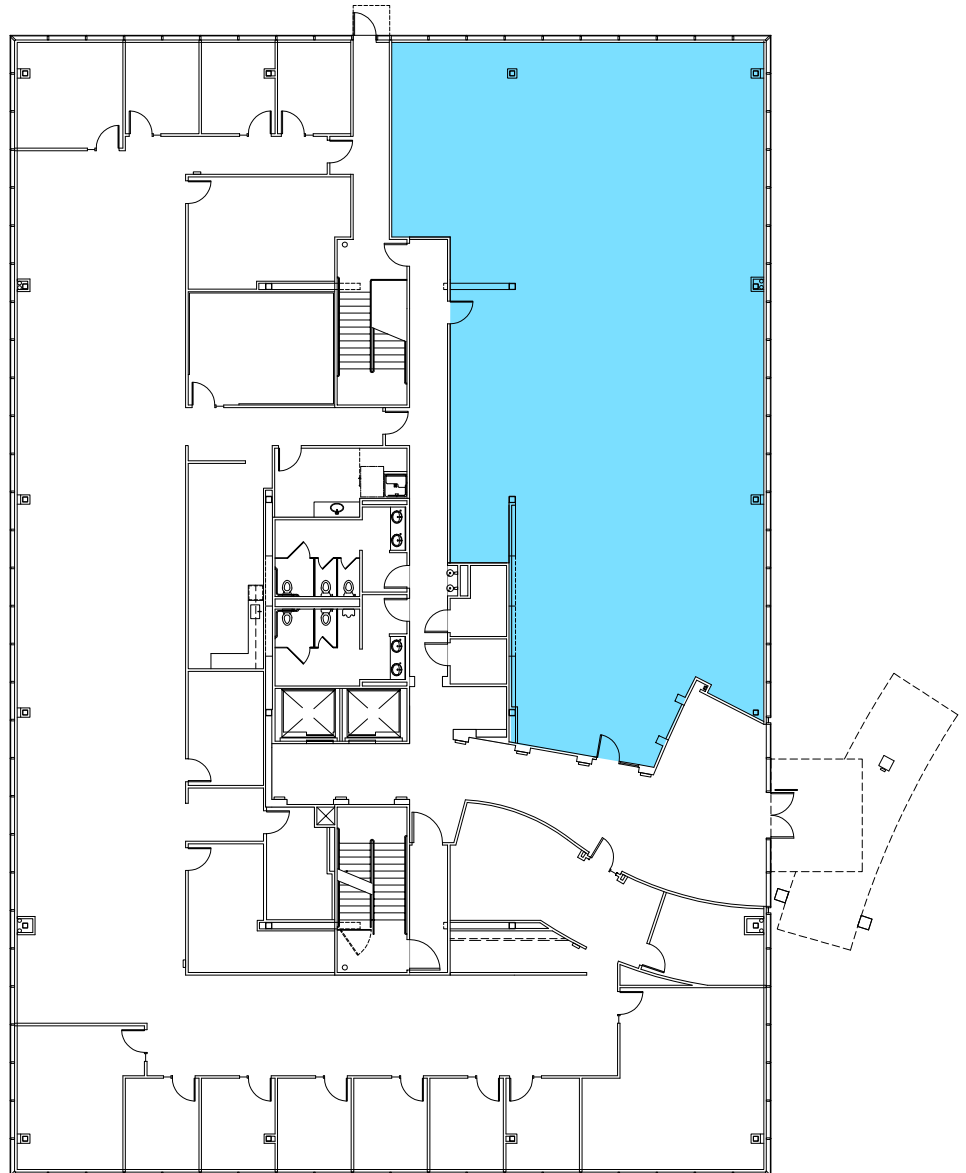
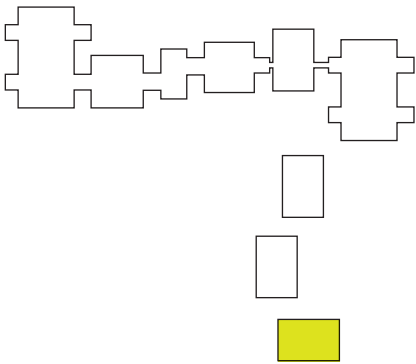
BUILDING	SUITE	RSF	ADDRESS	AVAILABLE
2002	150	4,529 RSF	2002 158th Ct NE	Now
2010	300	10,052 RSF	2010 156th Ct NE	Now
2010	301	5,596 RSF	2010 156th Ct NE	Now
2010	300+301	15,648 RSF	2010 156th Ct NE	Now
2077	100	17,656 RSF	2077 158th Ct NE	Now



BUILDING 2002

SUITE 150

4,529 RSF





BUILDING 2010

SUITE 300

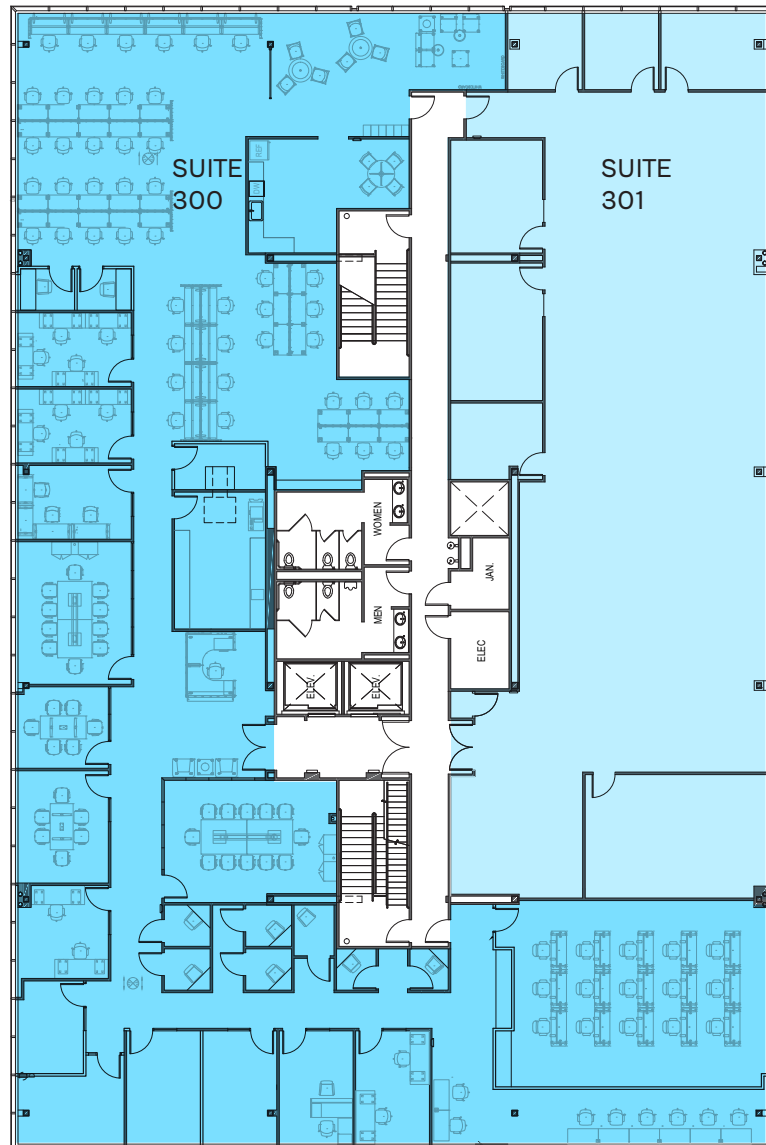
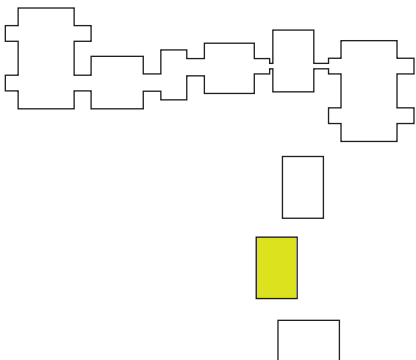
10,052 RSF

SUITE 301

5,596 RSF

COMBINED

(SUITES 300 + 301)
15,648 RSF

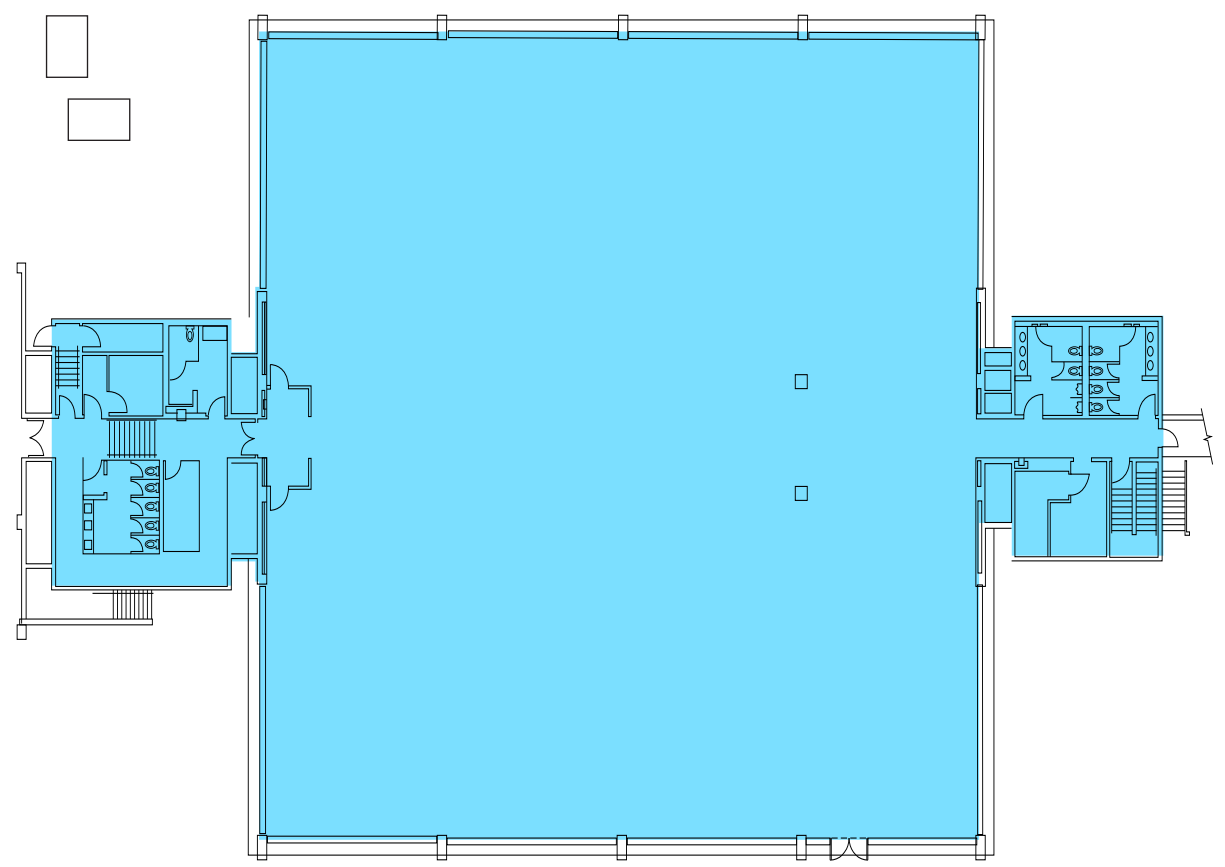
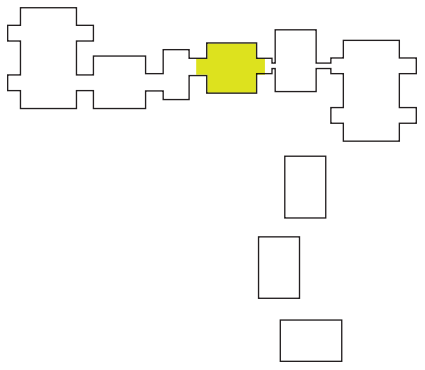




BUILDING 2077

SUITE 100

17,656 RSF





BELLEVUE TECHNOLOGY CENTER

NE 24TH ST & 156TH AVE NE
BELLEVUE, WA

OWNED BY



PACIFIC OAK

FOR LEASING INFORMATION

MARK FLIPPO

JLL
425.974.4007
mark.flippo@am.jll.com

JASON BLOOM

Kidder Mathews
425.450.1102
jason.bloom@kidder.com

LEASEBELLEVUETECH.COM

This information supplied herein is from sources we deem reliable. It is provided without any representation, warranty or guarantee, expressed or implied as to its accuracy. Prospective Buyer or Tenant should conduct an independent investigation and verification of all matters deemed to be material, including, but not limited to, statements of income and expenses. Consult your attorney, accountant, or other professional advisor.



**Kidder
Mathews**